


P90

CE IP66 CLIII 



Installation

Surface mounted projector, for indoor and outdoor installation.
The IP66 power supply box can be used as fixing base of the same projector.

Technical description

Body and front ring made of machined aluminum, natural or black anodized; painted with polyester powder also available.
Bracket made of laser cutted stainless steel. Finished as the body.
Front closure made of clear tempered glass.
High quality COB LED.

Electrical features

Class III device.
Remote power supply not included.

Source Type	COB LED
Luminaire wattage	15W - 21.5W
Colour temperature	2700K - 3000K - 4000K
CRI	80 - on request 90
Beam	21° - 35° - 76°
Driver	Remoted
Input current	Max 700 mA
Protection class	CLIII
IP rating	IP66
Weight	1 kg
Dimension	Ø 90 x l 138 x h 148



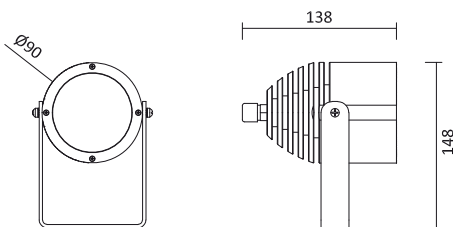
AP09001 - Ground Spike
Made of laser cutted stainless steel

AP09002 - Tree Installation
Belt for installation on tree.



AP09001 - Driver and derivation box
Made of laser cutted steel, galvanized and powder painted.



P90 15W



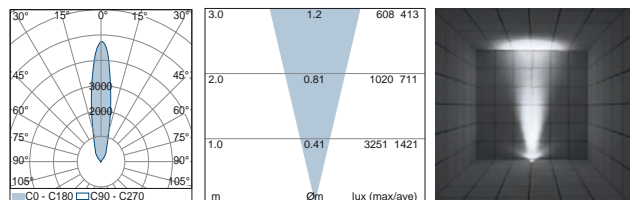
Product codes

Code	W	Optic	Lm	K	CRI
AP090BS11Y	15	21°	1880	2700	80
AP090BS11W	15	21°	1965	3000	80
AP090BS11N	15	21°	2030	4000	80
AP090BS12Y	15	35°	1880	2700	80
AP090BS12W	15	35°	1965	3000	80
AP090BS12N	15	35°	2030	4000	80
AP090BS14Y	15	76°	1860	2700	80
AP090BS14W	15	76°	1945	3000	80
AP090BS14N	15	76°	2010	4000	80

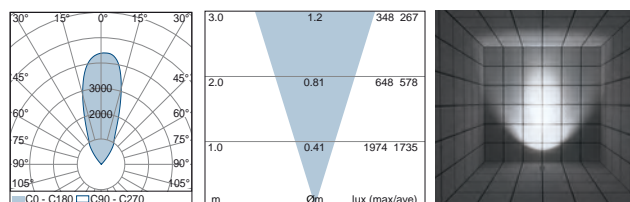
+ Front ring code

Code	STD	VIS
Description		
	Standard front ring	Visor integrated front ring

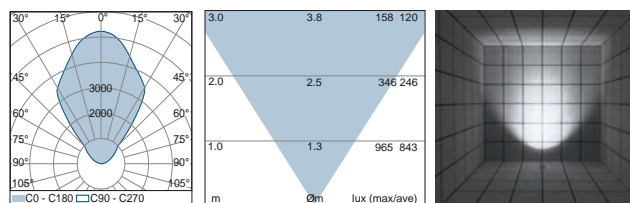
21° 500 mA



35° 500 mA



76° 500 mA



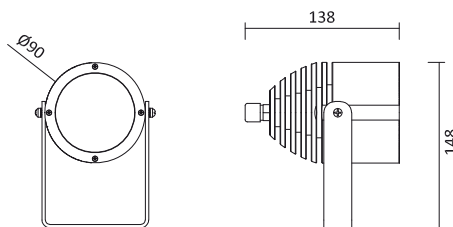
+ Finishing codes

Code	Description
NA	Natural anodized aluminum
BA	Black anodized aluminum
GP	Grey RAL9006 powder painted
SP	Sable noir powder painted
WP	White powder painted

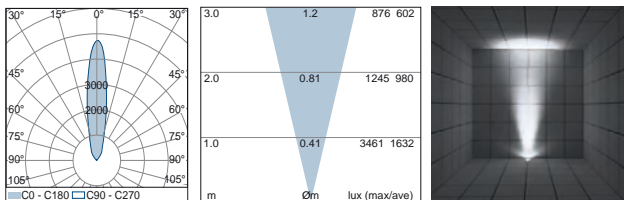
+ Power supply codes

Code	Power supply type
ST0500	Standard - 500 mA
DI0500	DIM1-10 - 500 mA
DA0500	DIM DALI - 500 mA

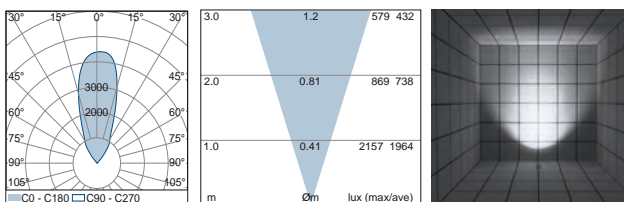
P90 21.5W



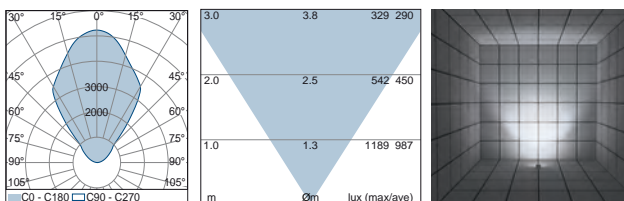
21° 700 mA



35° 700 mA



76° 700 mA



Product codes

Code	W	Optic	Lm	K	CRI
AP090BS21Y	21.5	21°	2555	2700	80
AP090BS21W	21.5	21°	2670	3000	80
AP090BS21N	21.5	21°	2755	4000	80
AP090BS22Y	21.5	35°	2555	2700	80
AP090BS22W	21.5	35°	2670	3000	80
AP090BS22N	21.5	35°	2755	4000	80
AP090BS24Y	21.5	76°	2530	2700	80
AP090BS24W	21.5	76°	2645	3000	80
AP090BS24N	21.5	76°	2730	4000	80

+ Front ring code

Code	STD	VIS
------	-----	-----

Description



Standard front ring



Visor integrated front ring

+ Finishing codes

Code	Description
NA	Natural anodized aluminum
BA	Black anodized aluminum
GP	Grey RAL9006 powder painted
SP	Sable noir powder painted
WP	White powder painted

+ Power supply codes

Code	Power supply type
ST0700	Standard - 700 mA
DI0700	DIM1-10 - 700 mA
DA0700	DIM DALI - 700 mA