


PL37

CE IP67 CLIII **Installation**

Recessed walkover luminaire for indoor and outdoor installation. Thanks to a wide range of accessories PL37 can be recessed into ceiling, wall and ground. The eyelid accessory guarantees a lower level of glaring.

Technical description

Body made of machined and anodized aluminum.

Front ring available in:

- machined aluminum natural or black anodized or painted with polyester powder with standard or customized colours;
- polished or satin stainless steel AISI 316
- natural or antique finish brass.

Harmonic stainless steel springs for installation in false ceiling and plasterboard wall.

Anti-aging silicone gasket.

Electrical and optical features

High quality power LED. PMMA TIR lens.

Remote power supply not included.

Source type**Luminaire wattage****Colour temperature****CRI****Beam angle****Driver****Input current****Protection class****IP rating****Weight****Dimensions**

Power LED

1W - 2.1W

2700K - 3000K - 4000K -

RGB version available

>80 - on request >90

11° - 32° - 11X26°

Remote

Max 700 mA

CLIII

IP67

0.22 kg

Ø 37 x h 57

**Wiring**

Luminaire supplied with 40cm 2X0,5mmq outdoor cable with anticondenstation system.



APL037F01 - Standard housing
Streight housing made of PVC.



APL037F02 - Draining housing
IP40 housing made of PVC.

**APL037F03 - Springs**


Harmonic stainless steel spring for installation in false ceiling and plasterboard wall.

**APL037F04 - Eyelid**

Antiglare system made of laser cutted and black anodized aluminum.

PL37 1W

CE IP67 CLIII 

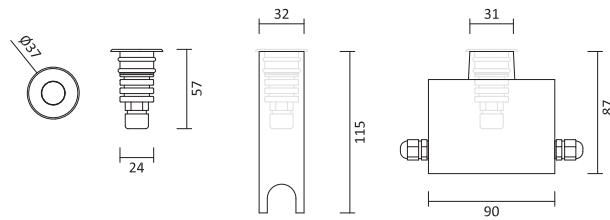


Product codes

Code	W	Optics	Lm	K	CRI
APL037F11Y	1	11°	115	2700	80
APL037F11W	1	11°	120	3000	80
APL037F11N	1	11°	120	4000	80
APL037F13Y	1	32°	130	2700	80
APL037F13W	1	32°	135	3000	80
APL037F13N	1	32°	135	4000	80
APL037F14Y	1	11X26°	125	2700	80
APL037F14W	1	11X26°	130	3000	80
APL037F14N	1	11X26°	130	4000	80

+ Finishing codes

Code	Description
.NA	Natural anodized aluminum
.BA	Black anodized aluminum
.PP	Custom colour powder painter
.PI	Polished stainless steel
.SI	Satin stainless steel
.AB	Antique brass
.NB	Natural brass



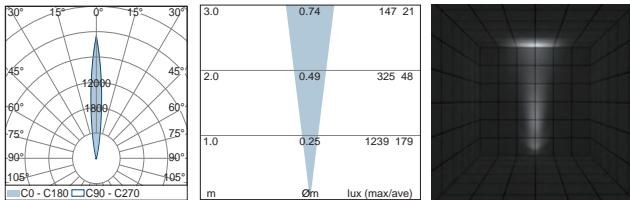
+ Fixing accessories

Code	Description
.FSPR	False ceiling and plasterboard wall installation
.FOR	Inground housing installation

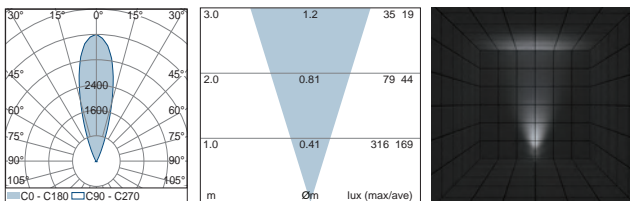
+ Power supply codes

Code	Power Supply Type
.ST	Standard ON/OFF
.DI	DIM 1-10
.DA	DIM DALI

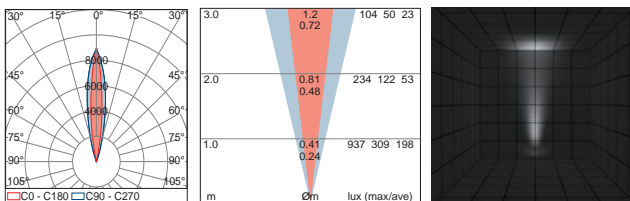
11° 1W



32° 1W




11X26° 1W



RGB version available 

PL37 2.1W

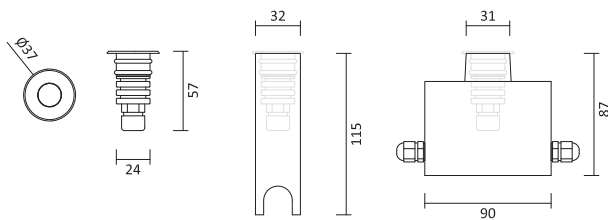


Product codes

Code	W	Optics	Lm	K	CRI
APL037F31Y	2.1	11°	195	2700	80
APL037F31W	2.1	11°	210	3000	80
APL037F31N	2.1	11°	210	4000	80
APL037F33Y	2.1	32°	220	2700	80
APL037F33W	2.1	32°	235	3000	80
APL037F33N	2.1	32°	235	4000	80
APL037F34Y	2.1	11X26°	210	2700	80
APL037F34W	2.1	11X26°	225	3000	80
APL037F34N	2.1	11X26°	225	4000	80

+ Finishing codes

Code	Description
.NA	Natural anodized aluminum
.BA	Black anodized aluminum
.PP	Custom colour powder painter
.PI	Polished stainless steel
.SI	Satin stainless steel
.AB	Antique brass
.NB	Natural brass



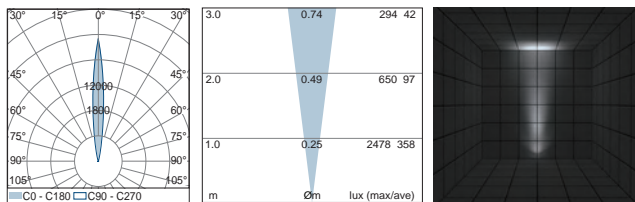
+ Fixing accessories

Code	Description
.FSPR	False ceiling and plasterboard wall installation
.FOR	Inground housing installation

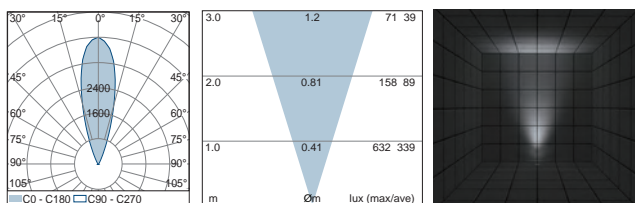
+ Power supply codes

Code	Power Supply Type
.ST	Standard ON/OFF
.DI	DIM 1-10 - 700 mA
.DA	DIM DALI - 700 mA

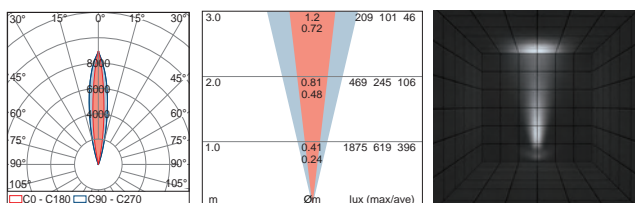
11° 2.1W



32° 2.1W



11X26° 2.1W



RGB version available



PL25 / SPA, starry sky ceiling

PL37 RGB / Hotel, Dubai

