

**Installation**

Decorative post top luminaire for residential, commercial and pedestral areas, characterized by an original shape that provide a 360° downward lighting. Pole to be ordered separately.

**Technical Description**

Branches made of extruded aluminum housing the LED linear PCB and casted with a opal polyurethane resin with very high degree of resistance in any ambient condition.

Branches are joined to realise Y shaped branches and compose a tree disposition.

The aluminum profile can be black or natural anodized or painted with polyester powder.

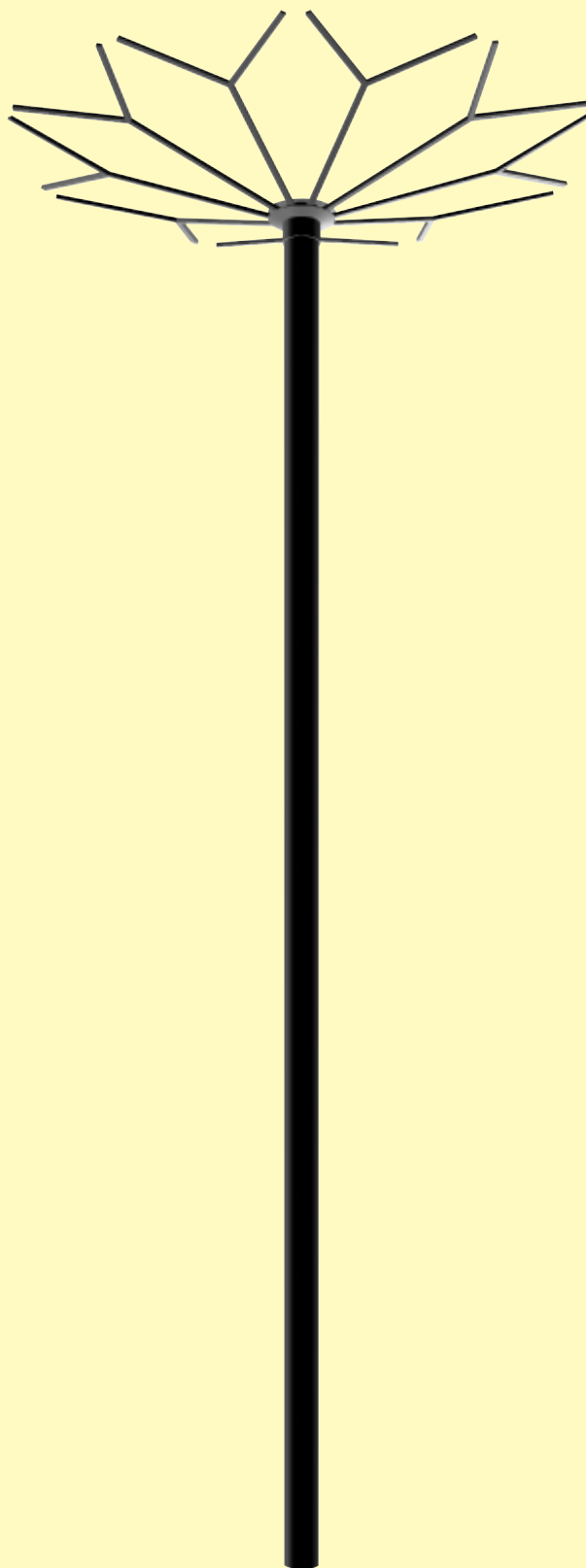
An aluminum machined central element with same finish of the branches allow them to be linked together and to be inserted on the top of the pole which diameter can vary from 76 to 140 mm.

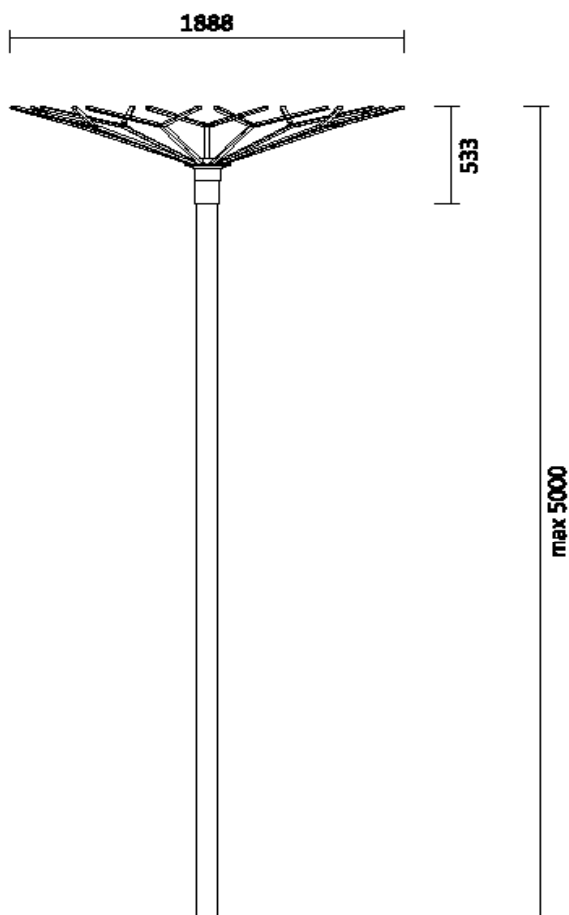
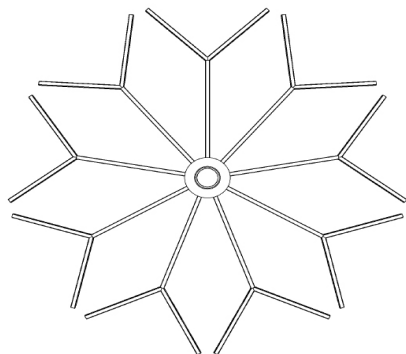
**Electrical Features**

Clas I device.

Power supply to be placed in the pole at the cut-out.

Source type	Mid power LED
Luminaire wattage	46W - 89W - 176W
Colour temperature	2700K - 3000K - 4000K - RGB on request
CRI	80 - also available 90
Beam	Diffuse
Driver	Included, to be placed in the pole cut-out
Input	220-240V 50/60 Hz
Protection class	CLI
IP rating	IP66
Weight	9,5 kg (pole not included)
Dimensions	Ø 1888 x h 533 (pole not included)





**Product codes**

Code	W	Optic	Lm	K	CRI
CGROOT111Y	46	Diffuse	3290	2700	80
CGROOT111W	46	Diffuse	3615	3000	80
CGROOT111N	46	Diffuse	3945	4000	80
CGROOT121Y	89	Diffuse	6075	2700	80
CGROOT121W	89	Diffuse	6680	3000	80
CGROOT121N	89	Diffuse	7290	4000	80
CGROOT131Y	176	Diffuse	11440	2700	80
CGROOT131W	176	Diffuse	12585	3000	80
CGROOT131N	176	Diffuse	13725	4000	80

**+ Finishing codes**

Code	Description
RC	Rusty Curtain powder painted
SP	Sablè Noir powder painted
CP	Custom colour powder painted

**+ Power supply codes**

Code	Power supply type
ST0024	Standard - 24V
DI0024	DIM1-10 - 24V
DA0024	DIM DALI - 24V

RGB version available 