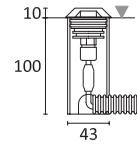
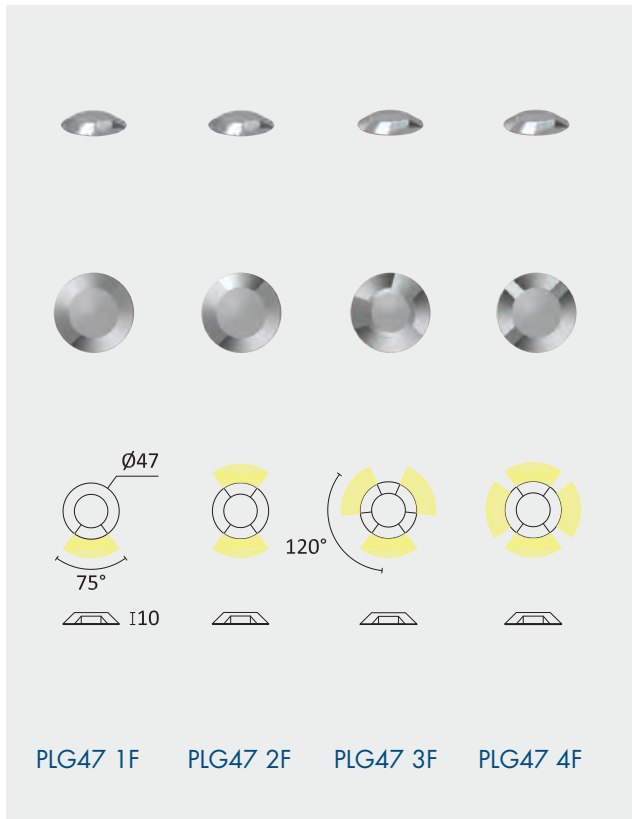


# PLG SERIES

CE IP67 CLIII 



**PLG47** - Recessed housing without driver box and with water-stop connector.



**Wiring**  
Luminaire supplied with anticondenstation connector.



**APLG047F01** - Standard housing  
Streight housing made of PVC.



**PLG47**

**CLIII**

**Installation**

Inground recessed drive-over luminaire with grazing light and available versions with 1, 2, 3, 4 windows.

**Technical description**


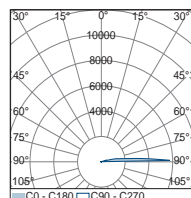
Buried body made of anodized machined aluminum. Upper dome made of machined aluminum, anodized or painted with polyester powder. or stainless steel AISI 316L. LED is resin casted with direct emission.

**Electrical features**


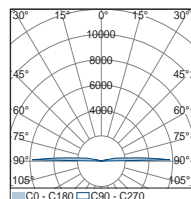
For PLG47 and PLG100 driver is remotet.  
 For PLG150 driver is in derivation box resin filled inside the recessed housing.  
 On request for PLG100, driver can be in recessed housing.  
 Class I/II/III luminaire upon configuration.

**Product codes**

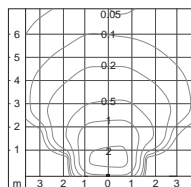
Code	W	Optic	Lm	K	CRI
APLG0471F3Y	2.1	ONE WINDOW	47	2700	80
APLG0471F3W	2.1	ONE WINDOW	54	3000	80
APLG0471F3N	2.1	ONE WINDOW	54	4000	80
APLG0472F3Y	2.1	TWO WINDOWS	52	2700	80
APLG0472F3W	2.1	TWO WINDOWS	60	3000	80
APLG0472F3N	2.1	TWO WINDOWS	60	4000	80
APLG0473F3Y	2.1	THREE WINDOW	55	2700	80
APLG0473F3W	2.1	THREE WINDOW	64	3000	80
APLG0473F3N	2.1	THREE WINDOW	64	4000	80
APLG0474F3Y	2.1	FOUR WINDOWS	58	2700	80
APLG0474F3W	2.1	FOUR WINDOWS	68	3000	80
APLG0474F3N	2.1	FOUR WINDOWS	68	4000	80



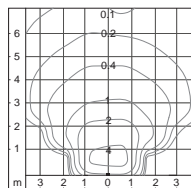
One window



Two windows



Isolux on ground for 1W/window



Isolux on ground for 2W/window

**+ Finishing codes**

Code	Description
NA	Natural anodized aluminum
BA	Black anodized aluminum
PI	Polished stainless steel
PP	Powder painted with specified RAL

**+ Power supply codes**

Code	Power supply type
.ST0700	Standard - 700 mA
.DI0700	DIM1-10 - 700 mA
.DA0700	DIM DALI - 700 mA

Source type	Power LED
Luminaire wattage	2.1W
Colour temperature	2700K - 3000K - 4000K - RGB on request
CRI	>80 - on request >90
Beam angle	1/2/3/4 windows grazing
Driver	Remote
Input current	Max 700 mA
Protection class	CLIII
IP rating	IP67
Weight	0.170 kg
Dimensions	Ø 47 X h 54